



REORDER NUMBER:

RTG-05005

02-Life™

Oxygen Nasal Cannula

Over The Ear Standard Nasal Tip w/ 50' (15.24m)

Crush Resistant Tubing Standard Connector

ADULT

RxOnly

Caution: Federal law (USA) restricts this device to use by or at the direction of a physician

INSTRUCTIONS FOR USE:

NOTE:

These directions are general guidelines intended for use by qualified medical personnel.

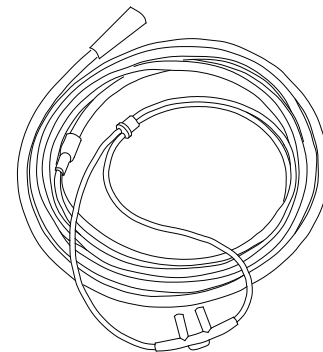
1. Connect cannula tubing to the oxygen outlet.
2. Set the oxygen to the proper flow as directed by physician or licensed practitioner.
3. Place cannula tubing to the patient's face by inserting cannula tips into the nostrils.
4. Pass cannula tubing over both ears and position under the chin. (Fig.1)
5. Adjust tube adaptor (Fig.2) up toward chin for comfort, gently tighten only enough to secure a fit and cannula tip in nostrils.

WARNING:

WARNING: Re-processing of products intended for single use only may result in degraded performance or a loss of functionality.

WARNING: Re-use of single use only products may result in exposure to viral, bacterial, fungal, or prionic pathogens. Validated cleaning and sterilization methods and instructions for reprocessing to original specifications are not available for these products.

WARNING: This product is not designed to be cleaned, disinfected or re-sterilized.



Clean, Ready to Use
For Single Patient Use

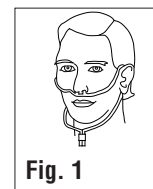


Fig. 1

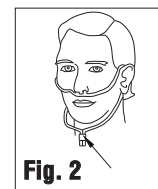


Fig. 2

STORAGE TEMPERATURE:
-30°C/-22°F
+40°C/+104°F